



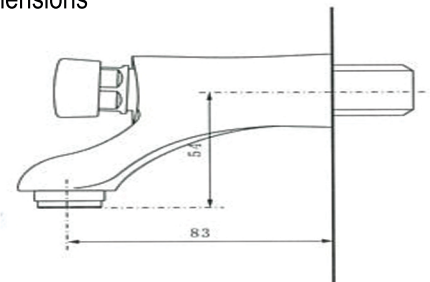
### Product Features

- User friendly design catered for everyday usage
- Water delay time of 3 seconds
- Solid brass body with high quality chrome finishing
- Impervious body structure capable of withstanding high volumes of use
- Child and elderly friendly

### Product Specifications

Material : Brass with Chrome Finish

Dimensions



### Testing Report

#### TEST RESULTS:

#### Hydraulic Characteristics




PSB Singapore

1) Description: Self closing basin tap  
Model: D-01

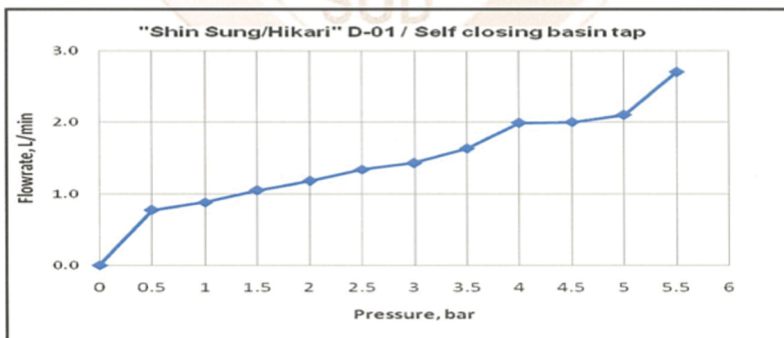
Flow Pressure ( bar )	Flow Rate ( litres/min )	Flow Rate Requirements for Water Efficiency Labelling	Photo
0	0		
0.5	0.8		
1.0	0.9		
1.5	1.1		
2.0	1.2		
2.5	1.3		
3.0	1.4		
3.5	1.6		
4.0	2.0		
4.5	2.0		
5.0	2.1		
5.5	2.7		

**Products/Fittings**  
Basin Taps & Mixers

4 to 6 litres/min ( 1 tick )  
2 to 4 Litres/min ( 2 ticks )  
2 litres/min or less ( 3 ticks )



"Shin Sung / Hikari" D-01  
Self closing basin tap



### Water Efficiency

WELS Rating : Excellent ✓✓✓

Water Flow Rate : 1.62 Litres/ Minute

Resistration No. : SKT/BT - 2009/003286

Water Efficiency Mark

