



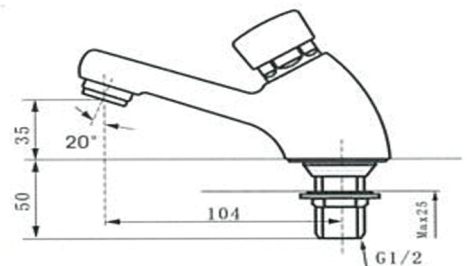
Product Features

- User friendly design catered for everyday usage
- Water delay time of 3 seconds
- Solid brass body with high quality chrome finishing
- Impervious body structure capable of withstanding high volumes of use
- Child and elderly friendly

Product Specifications

Material : Brass with Chrome Finish

Dimensions



Testing Report


TEST RESULTS:

Hydraulic Characteristics

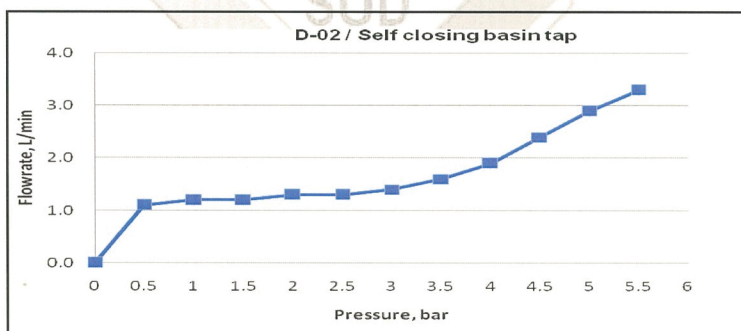


PSB Singapore

1) Description: Self closing basin tap
Model: D-02

Flow Pressure (bar)	Flow Rate (litres/min)	Flow Rate Requirements for Water Efficiency Labelling	Photo
0	0		
0.5	1.1		
1.0	1.2		
1.5	1.2		
2.0	1.3		
2.5	1.3		
3.0	1.4		
3.5	1.6		
4.0	1.9		
4.5	2.4		
5.0	2.9		
5.5	3.3		

Products/Fittings
Basin Taps & Mixers
4 to 6 litres/min (1 tick)
2 to 4 Litres/min (2 ticks)
2 litres/min or less (3 ticks)



Water Efficiency

WELS Rating : Excellent ✓✓✓

Water Flow Rate : 1.88 Litres/ Minute

Resistration No. : BST - 2009/ 003287

Water Efficiency Mark

